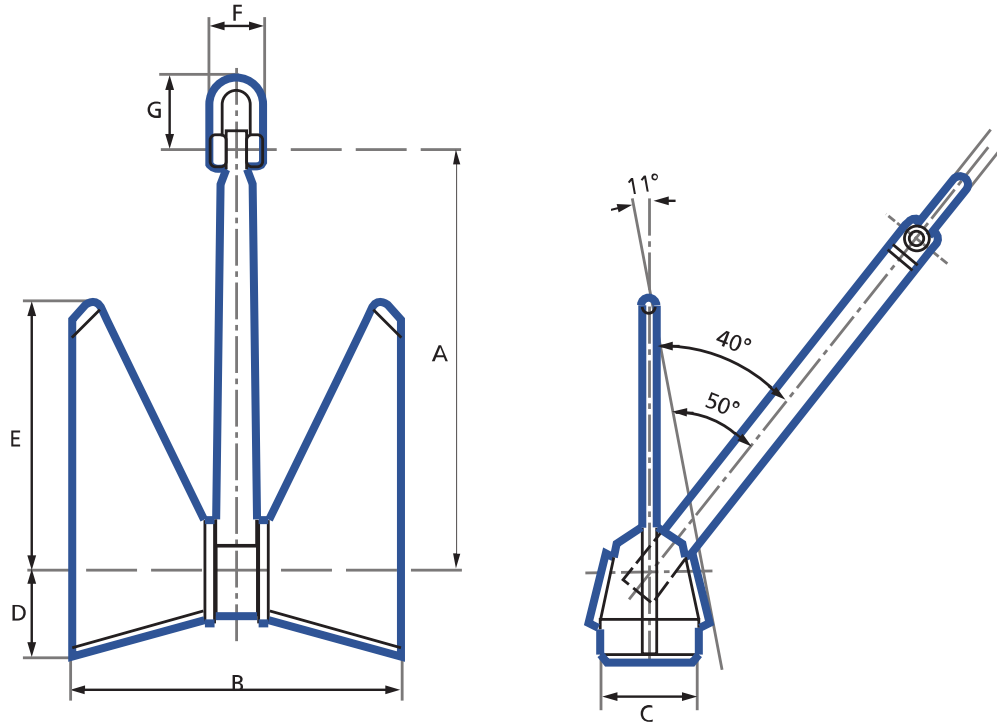


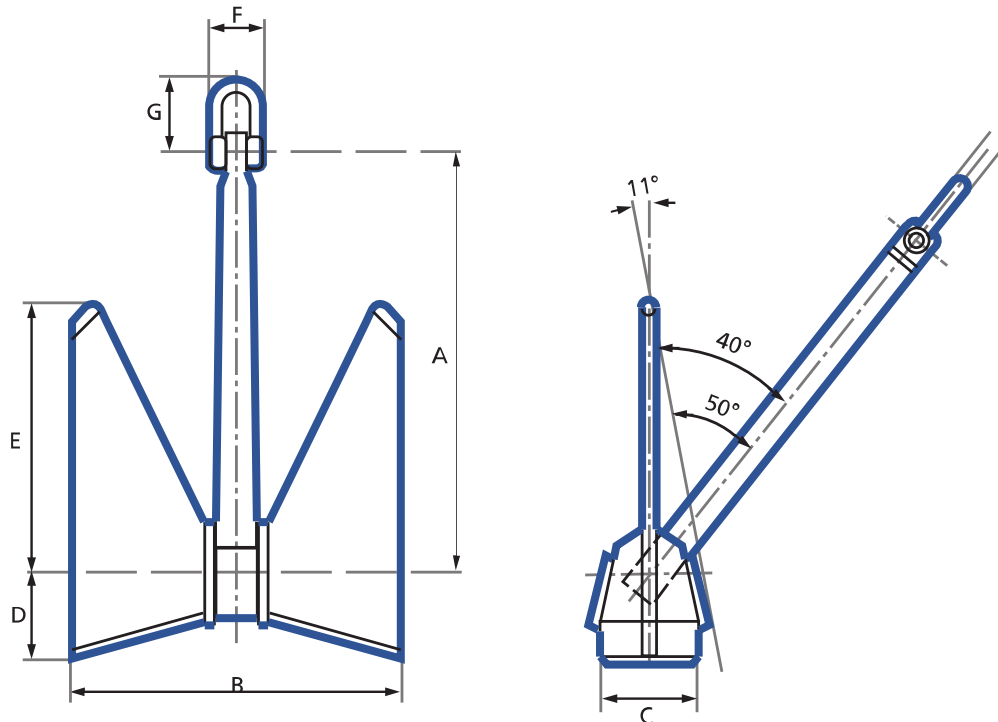
TW HHP – High Holding Power



Weight	A	B	C	D	E	F	G
60	650	539	203	90	140	650	120
75	700	581	215	90	151	700	120
90	712	594	224	90	160	712	120
105	771	637	239	105	169	771	142
135	815	674	255	105	178	815	142
160	895	747	286	115	194	895	157
180	937	780	297	115	201	937	157
225	982	821	312	125	224	982	174
270	1080	895	335	125	230	1080	174
315	1080	898	336	125	235	1080	174
360	1175	980	370	140	258	1175	201
430	1260	1040	393	140	274	1260	201
495	1295	1078	402	140	283	1295	201
585	1388	1149	436	175	302	1388	236
675	1456	1205	454	175	315	1456	236
765	1518	1256	470	175	328	1518	236
855	1575	1306	496	225	340	1575	306
970	1642	1360	513	225	351	1642	306
1080	1703	1410	530	225	368	1703	306
1195	1730	1435	537	225	377	1730	306
1305	1814	1490	558	225	390	1490	306
1440	1875	1554	585	225	402	1554	306

Weight unit is Kilograms. All measurements in mm. Measurements, weights, and drawings, are based on industry standards. Deviation margins need to be taken in mind, this is your own responsibility and not from Castle Hills AS.

High Holding Power – TW HHP

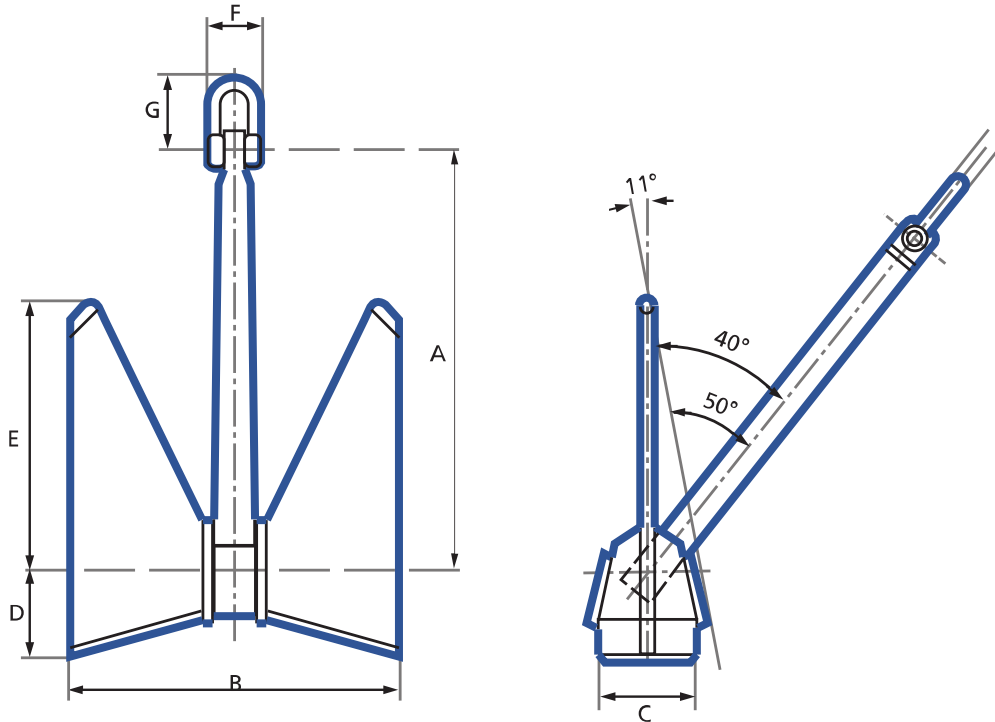


Weight	A	B	C	D	E	F	G
1575	1931	1594	600	255	418	1594	361
1710	1985	1635	614	255	429	1635	361
1845	2035	1684	638	255	443	1684	361
1980	2088	1733	652	255	451	1733	361
2140	2138	1765	664	255	463	1765	361
2295	2190	1802	678	255	473	1802	361
2475	2240	1860	705	290	487	1860	400
2655	2998	1900	716	290	497	1900	400
2835	2350	1945	730	290	510	1945	400
3040	2404	1984	744	290	520	1984	400
3240	2456	2036	768	290	531	2036	400
3445	2507	2070	782	290	540	2070	400
3670	2560	2110	795	360	556	2110	500
3940	2621	2152	802	360	563	2152	500
4210	2680	2218	838	360	585	2218	500
4500	2740	2264	854	360	596	2264	500
4840	2800	2316	868	400	610	2316	550
5175	2829	2334	876	400	615	2334	550
5515	2921	2412	911	400	631	2412	550
5850	2948	2439	918	400	642	2439	550
6225	3033	2509	940	400	659	2509	550
6975	3145	2623	990	400	675	2623	550

Weight unit is Kilograms. All measurements in mm. Measurements, weights, and drawings, are based on industry standards. Deviation margins need to be taken in mind, this is your own responsibility and not from Castle Hills AS.



TW HHP – High Holding Power



Weight	A	B	C	D	E	F	G
7875	3264	2695	1012	470	709	2695	660
8325	3340	2757	1041	470	724	2757	660
8775	3381	2797	1052	470	737	2797	660
9225	3453	2865	1092	470	756	2865	660
9675	3497	2905	1109	500	768	2905	700
10125	3552	2941	1126	500	780	2941	700
10575	3591	2979	1142	500	791	2979	700
11025	3658	3027	1158	540	802	3027	750
12075	3784	3121	1174	540	813	3121	750
12675	3829	3161	1196	540	826	3161	750
13350	3903	3221	1214	570	840	3221	800
14100	4010	3295	1236	570	855	3295	800
15000	4057	3357	1262	570	873	3357	800
16125	4170	3443	1293	625	894	3443	870

Weight unit is Kilograms. All measurements in mm. Measurements, weights, and drawings, are based on industry standards. Deviation margins need to be taken in mind, this is your own responsibility and not from Castle Hills AS.